



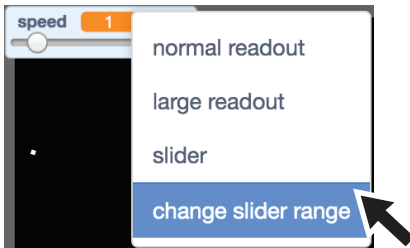
Experiment



In the Sprites pane select the **star** sprite.

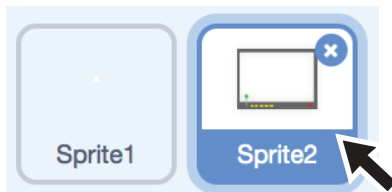


What happens if you different values in the repeat loop?



Right-click the Speed variable then choose **set slider range**. Try out different values and run the code to see what happens.

Challenges

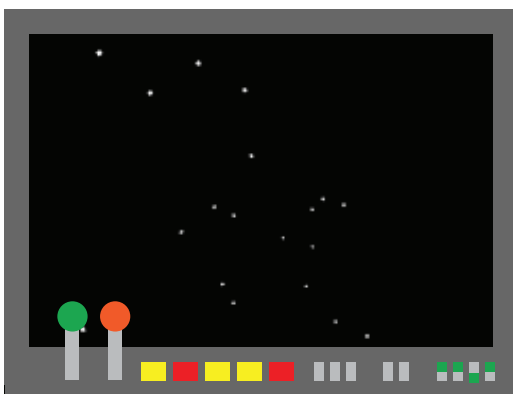


Click the **Spaceship (Sprite 2)** icon.



Choose the **Backdrops** tab.

Listen to Tazz's description of the switches on the spaceship. Draw your own idea of what the instruments and switches would look like.



If you have more experience of Scratch you could try adding new sprites to make some of the switches and lights. You could then add code to make these lights change colour.